



MAR GREGORIOS COLLEGE
Block No: 8, J J Nagar West, Chennai - 600 037
Schedules to the Balance Sheet for the year ended 31-03-2017

Schd - I		
Corpus Fund		
Balance B/fd	3,87,63,835.76	
Less: Transfer		
Add: Excess of Income over Expenditure	1,66,30,930.11	
		5,53,94,765.87
Schd - II		
Loans		
C S B - Term Loan	2,32,16,735.00	
		2,32,16,735.00
Schd - III		
Current Liabilites		
Sundry Creditors:		
Caution Deposit	18,69,500.00	
TDS Payable	460.00	
Sunny - Construction	2,22,200.00	
APM Mixing Enterprises	45,540.00	
Audit Fees Payable	41,300.00	
Rohan Philip Thomas	90,000.00	
Tulsyan Nec Limited	1,83,211.00	
Moyalan Ceramics - Church	3,50,050.00	
Advance Fees Collected 17-18	1,46,800.00	
Employees cont to ESI	20,339.00	
Employees cont to P F	1,47,463.00	
Endowment Fund	36,100.00	
Library Caution Deposit	7,600.00	
Salary Payable	15,30,914.00	
Secretary MGC	20,00,000.00	
Staff Welfare Fund	9,250.00	
MSC Management	48,79,805.09	
MSC Trust	77,97,991.00	
Johnson Lift - Loan	50,00,000.00	
Sunny	2,25,000.00	
V M Thomas	25,00,000.00	
		2,71,03,523.09



Dr. M. SIVARAJAN M.B.A., M.Phil., M.A., M.Fil., Ph.D.,
Principal
MAR GREGORIOS COLLEGE OF ARTS & SCIENCE
MOGAPPUR WEST, CHENNAI - 600 037.





MAR GREGORIOS COLLEGE
J J Nagar West, Chennai 600 037 -
Balance Sheet as on 31st March 2017

Liabilities	Schd No.	Amount	Amount
Corpus Fund	I		5,53,94,765.87
Loans	II		2,32,16,735.00
Current Liabilities	III		2,71,03,523.09
			10,57,15,023.96
Assets	Schd No.	Amount	Amount
Fixed Assets	IV		6,85,49,373.39
Investments	V		1,30,86,300.00
Advances & Deposits	VI		2,14,11,756.00
Cash and Bank Balances	VII		
Cash in Hand		1,561.25	
Cash at Bank		26,66,033.32	
			26,67,594.57
			10,57,15,023.96

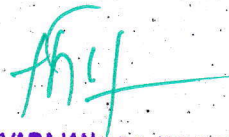
Vide our Report of even date
For Joseph & Rajaram
Chartered Accountants



CA Thomas Philip
Partner
Chennai

Rev Fr. Sabu M George Maruthoor
Secretary
Secretary
MAR GREGORIOS COLLEGE
CHENNAI - 600 037



Dr. M. SIVARAJAN M.B.A., M.Phil., M.A., M.Phil., Ph.D.,
Principal
MAR GREGORIOS COLLEGE OF ARTS & SCIENCE
MOGAPPAR WEST, CHENNAI - 600 037.

MAR GREGORIOS COLLEGE
Block No: 8, J J Nagar West, Chennai - 600 037
Schedules to the Balance Sheet for the year ended 31-03-2017

Sched - V			
Investments			
FD Endowment - A Hebsiba/Geeta Priya		5,399.00	
FD Endowment - Sargunathan		5,399.00	
FD Endowment - T. Prema		2,700.00	
FD - Sec MGC - 10.7.16		80,000.00	
FD Sec. MGC - 12.11.2016		80,000.00	
FD - Secretary MG		10,000.00	
Fixed Deposit		14,28,774.00	
Fixed Deposit 11-12		7,000.00	
Fixed Deposit CSB		1,07,985.00	
Fixed Deposit - Endowment		1,07,985.00	
Fixed Deposit - Endowment - 10		7,500.00	
Fixed Deposit - Endowment - 7		2,000.00	
Fixed Deposit - Endowment - 8		7,500.00	
Fixed Deposit - Endowment - 9		7,500.00	
Fixed Deposit Nepal Accident 2		1,13,279.00	
Fixed Deposit Nepal Accident		1,13,279.00	
Fixed Deposit with TDFC		10,00,000.00	
MGC - OBC FD		1,00,00,000.00	
			1,30,86,300.00
Sched - VI			
Advances & Deposits			
CMDA Deposit		-77,000.00	
Electricity Deposit		35,834.00	
Newspaper Deposit		1,000.00	
Telephone Deposit		15,100.00	
<i>Loans & Advances:</i>			
MG CBSE School		4,00,000.00	
NSS Advance		22,500.00	
NSS Camp Loan		37,000.00	
Sacred Heart School		1,93,55,465.00	
Sam John - Advance		1,50,000.00	
Sr Ann Mary House Advance		75,000.00	
Tuition Fees Receivable 13-14		5,81,147.00	
Tuition Fees Receivable 15-16		5,13,551.00	
Tuition Fees Receivable 16-17		1,48,159.00	
			2,14,11,756.00
Sched - VII			
Cash in Hand			
Cash		1,561.25	1,561.25
Bank Accounts			
CSB - 10357		13,05,713.00	
CSB - 10657		44,502.00	
CSB - 2676510		1,94,442.00	
CSB a/c no: 9634 A/C		15.00	
CSB a/c no: 625		27,421.57	
OBC - 10122151009330		94,813.00	
OBC a/c no: 10121131001722		9,99,126.75	
			26,66,033.32


Dr. M. SIVARAJAN M.B.A., M.Phil., M.A., M.Phil., Ph.D.,
Principal
MAR GREGORIOS COLLEGE OF ARTS & SCIENCE
MOGAPPAR WEST, CHENNAI - 600 037.



MAR GERGORIOS COLLEGE J J Nagar West, Chennai 600 037 Income & Expenditure-Account For The Year Ended 31-03-2017		
Income	Schd No	Amount
By Academic Incomes	I	6,08,85,630.00
By Interest and Other Income	II	36,41,315.00
TOTAL		6,45,26,945.00
EXPENDITURE	Schd No.	Amount
To Academic Expenses	III	32,98,062.00
To Salary & Wages	IV	2,38,20,119.00
To Administration Expenses	V	79,48,515.00
To Repairs & Maintenance	VI	17,61,392.00
To Sports Games & Function Expenses	VII	5,45,891.00
To Financial Expenses	VIII	35,13,308.75
To Depreciation		70,08,727.14
To Excess of Income over Expenditure		1,66,30,930.11
TOTAL		6,45,26,945.00

Vide our Report of even date
For Joseph & Rajaram
Chartered Accountants

CA Thomas Phil
Partner
Chennai



Handwritten signature

Rev Fr Sabu M George Maruthoor
Secretary
MAR GREGORIOS COLLEGE
CHENNAI - 600 037

Handwritten signature
Dr. M. SIVARAJAN M.B.A., M.Phil., M.A., M.Phil., Ph.D.,
Principal
MAR GREGORIOS COLLEGE OF ARTS & SCIENCE
MOGAPPAIR WEST, CHENNAI - 600 037.

Schd - IV

Particulars	Fixed Assets	Additions		Deletions	Total	Dep%	Depreciation	WDV/AS ON	
		1.4.2016	before 30.3.16					after 30.3.16	31.3.2017
Accessories for Computer	71,510.00	9,750.00	61,280.00		1,42,540.00	0.60	67,140.00	75,400.00	
Air Conditioners	2,84,369.15	47,350.00			3,31,719.15	0.15	49,757.67	2,81,961.28	
Air Cooler	5,788.50		29,500.00		5,788.50	0.10	3,097,08.83	27,981,129.47	
Building	30,72,388.30		29,500.00		31,01,888.30	0.10	47,23,408.30	4,82,74,197.70	
New Building	3,59,05,615.00		1,15,27,046.00		5,29,97,606.00	0.15	1,18,193.06	6,69,7,607.70	
Camera	4,77,090.77				7,87,953.77	0.10	53,722.48	4,83,502.35	
Canteen Building	5,37,224.83		30,00,000.00		5,37,224.83	0.10		30,00,000.00	
CBSE Building Work In Progress					3,00,000.00	0.15	330.95	1,875.38	
Cell Phone	2,206.33	1,63,513.00	94,600.00		4,72,112.95	0.60	2,54,897.77	2,17,225.18	
Computer	2,13,999.55				2,206.33	0.15	2,54,897.77	2,17,225.18	
Counting Machine	3,377.69				3,377.69	0.15	506.65	2,871.03	
Cycle	1,993.68				1,993.68	0.15	290.65	1,643.63	
Cycle Stand	36,118.18				36,118.18	0.10	3,611.82	32,506.36	
Electric fittings	5,70,085.95	1,45,790.00	1,72,411.00		8,38,286.95	0.15	1,20,312.22	7,57,974.74	
Electrical motors	2,468.48	10,990.00	30,114.00		2,468.48	0.15	370.27	2,098.21	
Fan	37,209.93				78,407.93	0.15	9,502.64	68,905.29	
Fax Machine	35,025.14				35,025.14	0.10	2,706.81	29,711.37	
Fire Extinguishers	27,068.15				27,068.15	0.10	10,485.02	24,361.83	
Fridge	38,026.16				38,026.16	0.15	59,415.14	59,415.14	
Furniture & Fixtures	12,324.99	31,874.00			12,324.99	0.10	1,848.75	10,476.24	
Generator	31,33,531.59	8,40,860.00	3,95,223.00		43,69,414.59	0.10	4,17,180.31	39,52,234.28	
Grill Gate	1,02,175.83				1,02,175.83	0.15	15,326.37	86,849.46	
Honda Activa	18,076.97				18,076.97	0.10	1,807.70	16,269.27	
Hotel Work In Progress	57,874.80				57,874.80	0.15	8,881.22	49,193.58	
Intercom	17,433.92				17,433.92	0.10	1,743.39	15,690.53	
Lamp	25,185.81				25,185.81	0.15	3,777.87	21,407.94	
Laptop	2,63,351.51				2,63,351.51	0.15	39,602.73	2,23,848.79	
LCD Projector	46,290.00				46,290.00	0.15	54,566.00	54,566.00	
Library Books	5,65,949.44				5,65,949.44	0.60	1,855.33	10,400.19	
Lift	1,30,694.44				1,30,694.44	0.15	1,11,009.07	6,37,803.38	
Lighting Arrestor	26,10,000.00				26,10,000.00	0.15	1,11,009.07	18,33,075.00	
New Land	36,597.50				36,597.50	0.15	1,11,013.77	1,11,013.77	
Plastic Chair	34,947.73				34,947.73	0.15	19,950.67	25,10,000.00	
Printer	95,889.08				95,889.08	0.15	49,406.88	49,406.88	
Projector	2,23,550.00				2,23,550.00	0.15	52,784.32	52,784.32	
Reverse Osmosis Filter System	1,443.00				1,443.00	0.15	1,665.71	1,665.71	
Scanner	13,300.00				13,300.00	0.15	1,093,532.36	1,093,532.36	
Software	1,64,073.25				1,64,073.25	0.15	1,50,017.50	1,50,017.50	
Solar Power Plant	24,982.00				24,982.00	0.60	577.20	5,330.00	
Sound System	2,62,414.10				2,62,414.10	0.60	7,990.00	68,969.30	
Sports Equipments	53,325.19				53,325.19	0.15	99,883.35	5,17,898.65	
TV	1,614.80				1,614.80	0.15	33,276.75	1,88,568.25	
UPS	1,614.80				1,614.80	0.15	53,213.06	3,12,874.03	
Vending Machine	36,908.19				36,908.19	0.60	8,073.78	45,751.41	
Washing Machine	14,109.99				14,109.99	0.15	968.88	64,592	
Water Cooler	1,77,285.55				1,77,285.55	0.15	6,736.23	46,171.96	
Water Pump	6,970.00				6,970.00	0.15	2,116.50	11,999.49	
Water Purifier System	43,815.90				43,815.90	0.15	38,120.53	2,33,701.01	
Water Tank	8,945.49				8,945.49	0.15	1,045.50	5,924.50	
White Board	7,476.74				7,476.74	0.10	6,572.38	37,243.51	
Xerox Machine	2,37,485.03				2,37,485.03	0.10	894.35	8,050.94	
	4,97,61,871.53	83,63,785.00	1,74,32,464.00		7,55,58,100.53	0.15	70,08,727.14	6,85,49,373.39	



M. M. SIVARAJAN M.A., M.Phil., M.A., M.P.A., F.A.C.S.
Principal of Arts & Science
MAR GREGORIOS COLLEGE OF ARTS & SCIENCE
MOORE PARK WEST, CHENNAI - 600 081.