

2020-21.

MAR GREGORIOS COLLEGE JJ Nagar West, Chennai 600 037 Balance Sheet as on 31st March 2021			
Liabilities	Schd No.	Amount	Amount
Corpus Fund	I		226,061,753.23
Loans	II		8,753,903.09
Current Liabilities	III		3,839,726.00
			238,655,382.32
Assets	Schd No.	Amount	Amount
Fixed Assets	IV		74,801,687.50
Investments	V		28,074,000.00
Advances & Deposits	VI		128,781,119.60
Cash and Bank Balances	VII		
Cash in Hand		26,155.25	
Cash at Bank		6,972,419.96	
			6,998,575.21
			238,655,382.32

Vide our report of even date annexed
For Joseph And Rajaram
Chartered Accountants

Thomas Philip

CA Thomas Philip
Partner
Chennai



Rev Fr Santhosh Thomas
Secretary

Philip
Secretary


MAR GREGORIOS COLLEGE
CHENNAI - 600 037

M. Sivarajan

Dr. M. SIVARAJAN M.B.A., M.Phil., M.A., M.Phil., Ph.D.
Principal
MAR GREGORIOS COLLEGE OF ARTS & SCIENCE
MOGAPPAIR WEST, CHENNAI - 600 037.

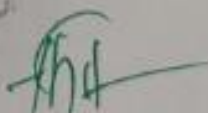
MAR GREGORIOS COLLEGE		
Block No: 8, J J Nagar West, Chennai - 600 037		
Schedules to the Balance Sheet for the year ended 31-03-2021		
Schd - I		
Corpus Fund		
Balance B/fd	173,559,430.03	
Adjustment in Creditors		
Add: Excess of Income over Expenditure	52,502,323.20	
		226,061,753.23
Schd - II		
Loans		
C S B - Term Loan	1,874,098.00	
Unsecured Loans:		
MSC Management	4,879,805.09	
Secretary MGC	2,000,000.00	
		8,753,903.09
Schd - III		
Current Liabilities		
Sundry Creditors:		
Caution Deposit	2,856,500.00	
Audit Fees Payable	103,050.00	
Abi Infotech	35,000.00	
Rohan Philip Thomas	180,000.00	
Dove Green Enterprises	34,000.00	
Gunasekaran	3,600.00	
Devan - Painter	15,000.00	
Sai Surya Builders	25,000.00	
Duties & Taxes	74,296.00	
Employees cont to ESI	45,956.00	
Employees cont to P F	440,874.00	
Staff Welfare Fund	26,450.00	
Salary Payable		
		3,839,726.00
Schd - V		
Investments		
Endowment Fixed Deposits	574,000.00	
C S B Fixed Deposits	18,200,000.00	
C S B Fixed Deposits - Accident	200,000.00	
O B C Fixed Deposit	7,600,000.00	
O B C Fixed Deposit - Nasik School	500,000.00	
Fixed Deposit with TTDFC	1,000,000.00	
		28,074,000.00




Dr. M. SIVARAMAN M.B.A., M.Phil., M.A., M.Phil., Ph.D.,
 Principal
 MAR GREGORIOS COLLEGE OF ARTS & SCIENCE
 MOGAPPAI WEST, CHENNAI - 600 037.

Schd - VI		
Advances & Deposits		
CMDA Deposit	77,000.00	
Electricity Deposit	35,834.00	
Newspaper Deposit	1,000.00	
Telephone Deposit	15,100.00	128,934.00
Loans & Advances:		
CMP Industry	48,500.00	
R M Certifications	56,250.00	
Sports Aid	800,000.00	
MG CBSE School	43,643,185.60	
Sacred Heart School	26,425,427.00	
Staff Advance		
St Thomas Malankara Catholic School - Nasik	13,188,151.00	
MSC Trust	27,921,619.00	
FD Interest Receivable	520,753.00	
Tcs Receivable-2020-2021	11,383.00	
TDS Receivable-2020-2021	103,250.00	
Tax Deducted at Source	51,417.00	
Tution Fees Receivable 18-19	16,900.00	
Tution Fees Receivable 19-20	556,900.00	
Tution Fees Receivable 20-21	15,308,450.00	128,652,185.60
		128,781,119.60
Schd - VII		
Cash in Hand		
Cash	26,155.25	26,155.25
Bank Accounts		
CSB - 10357	176,153.12	
CSB - 10657	78,965.50	
CSB - 2676510	4,952,385.13	
CSB a/c no: 9679 A/C	47,521.00	
CSB a/c no:625		
OBC - 10122151009330	1,645,058.04	
OBC a/c no:10121131001722	72,337.17	
		6,972,419.96





 Dr. M. SIVARAJAN M.B.A. M.Phil. M.A. M.Phil. Ph.D.,
 Principal
 MAR GREGORIOS COLLEGE OF ARTS & SCIENCE
 MOGAPPAI WEST, CHENNAI - 600 037.

MAR GREGORIOS COLLEGE
Schedules to the Balance Sheet for the year ended 31-03-2021

Schd - IV

Fixed Assets

Particulars	WDV AS ON	Additions		Deletions	Total	Dep%	Depreciation	WDV AS ON
	1.4.2020	before 30.9.20	after 30.9.20					31.3.2021
Land & Building								
Ayapakkam Building	491,777.00	44,563.00			536,340.00	0.10	53,634.00	482,706.00
Building	2,379,001.02	895,790.00	5,382,798.00		8,657,589.02	0.10	596,619.00	8,060,970.02
Canteen Building	433,010.70				433,010.70	0.10	43,301.07	389,709.63
CBSE Building work in Progress								
Cycle Stand	23,697.14				23,697.14	0.10	2,369.71	21,327.42
Fencing	17,759.41				17,759.41	0.10	1,775.94	15,983.47
Grill Gate	11,860.30				11,860.30	0.10	1,186.03	10,674.27
Hostel Work in Progress	11,438.37				11,438.37	0.10	1,143.84	10,294.53
New Building	48,035,429.78				48,035,429.78	0.10	4,803,542.98	43,231,886.80
New Land	2,610,000.00				2,610,000.00			2,610,000.00
Water Tank	5,869.12				5,869.12	0.10	586.91	5,282.20
White Board	4,905.49				4,905.49	0.10	490.55	4,414.94
Total - A	54,024,748.33	940,353.00	5,382,798.00		60,347,899.33		5,504,650.03	54,843,249.28
Furniture & Fixtures - 10%								
Furniture & Fixtures	6,351,236.12	329,330.00	180,180.00		6,860,746.12	0.10	677,065.61	6,183,680.51
Plastic Chair	185,462.59				185,462.59	0.10	18,546.26	166,916.32
Total - B	6,536,698.71	329,330.00	180,180.00		7,046,208.71		695,611.87	6,350,596.83


Dr. M. SIVARAMAN M.B.A., M.Phil., M.A., M.Phil., Ph.D.,
 Principal
MAR GREGORIOS COLLEGE OF ARTS & SCIENCE
 MOGAPPAR WEST, CHENNAI - 600 037.



Plant & Machinery - 15%

Air Conditioners	435,594.63	51,500.00	-	487,094.63	0.15	73,064.20	414,030.44
Air Cooler	3,021.63		-	3,021.63	0.15	453.24	2,568.39
Camera	1,695,136.20		293,000.00	1,988,136.20	0.15	276,245.43	1,711,890.78
Camera - Viscom	147,635.65		-	147,635.65	0.15	22,145.35	125,490.30
Car	766,181.63		-	766,181.63	0.15	114,927.24	651,254.38
Cell Phone	16,171.72		-	16,171.72	0.15	2,425.76	13,745.96
Counting Machine	1,763.17		-	1,763.17	0.15	264.48	1,498.70
Cycle	1,009.39		-	1,009.39	0.15	151.41	857.98
Electric Fittings	2,140,681.10	472,169.00	727,748.00	3,340,598.10	0.15	446,508.61	2,894,089.48
Electrical motors	26,094.54		-	26,094.54	0.15	3,914.18	22,180.35
Fan	42,316.46		9,800.00	52,116.46	0.15	7,082.47	45,033.99
Fax Machine	18,283.34		-	18,283.34	0.15	2,742.50	15,540.84
Fire Extinguishers	45,880.82		131,369.00	177,249.82	0.15	16,734.80	160,515.02
Fridge	6,433.72		-	6,433.72	0.15	965.06	5,468.66
Generator	745,010.24		-	745,010.24	0.15	111,751.54	633,258.70
Honda Activa	30,211.01		-	30,211.01	0.15	4,531.65	25,679.36
Intercom	13,147.15		-	13,147.15	0.15	1,972.07	11,175.08
Lab Equipment	224,958.08		-	224,958.08	0.15	33,743.71	191,214.37
LCD Projector	6,387.02		-	6,387.02	0.15	958.05	5,428.97
Library Books	909,377.32		348,016.00	1,257,393.32	0.15	162,507.80	1,094,885.52
Lift	1,168,509.15		-	1,168,509.15	0.15	175,276.37	993,232.78
Lightning Arrestor	68,176.33		-	68,176.33	0.15	10,226.45	57,949.88
Musical Instrument	40,532.25		-	40,532.25	0.15	6,079.84	34,452.41
Makita RBC 4110		30,950.00	-	30,950.00	0.15	4,642.50	26,307.50
Printer	110,198.51	12,378.00	60,180.00	182,756.51	0.15	22,899.98	159,856.53
Projector	402,754.69		-	402,754.69	0.15	60,413.20	342,341.49
Reverse Osmosis Filter System	221,771.28		-	221,771.28	0.15	33,265.69	188,505.59
Scooty		36,000.00	-	36,000.00	0.15	5,400.00	30,600.00
Solar Power Plant	342,619.51		-	342,619.51	0.15	51,392.93	291,226.58
Sound System	344,550.56		-	344,550.56	0.15	51,682.58	292,867.98
Sports Equipments	345,442.12		-	345,442.12	0.15	51,816.32	293,625.81
TV	40,379.58		-	40,379.58	0.15	6,056.94	34,322.65
Vending Machine	51,250.96		-	51,250.96	0.15	7,687.64	43,563.31
Washing Machine	7,365.50		-	7,365.50	0.15	1,104.83	6,260.68
Water Cooler	143,521.64		-	143,521.64	0.15	21,528.25	121,993.39
Water Pump	3,638.38		-	3,638.38	0.15	545.76	3,092.63
Water Purifier System	22,872.17		-	22,872.17	0.15	3,430.83	19,441.35
Washing Machine	145,452.61		-	145,452.61	0.15	21,817.89	123,634.72
Total - C	10,734,330.09	602,990.00	1,096,000.00	12,433,320.09		1,818,357.54	11,089,082.56

Jr. M. SIVARAJAN M.B.A., M.Phil., M.A., M.Com., Ph.D.
Principal

REGD. COLLEGE OF ARTS & SCIENCES
MOGAPPAR WEST, CHENNAI - 600 037.

